
High Yield, High Quality, Highly Customized:

Invesco Indexing Case Study



Ken Masse, CFA
Director of Client Engagement

Summary

- A large European bank faced a familiar dilemma: Its € 100 bn portfolio of high-quality liquid assets—a Basel III requirement—was struggling with negative yields in the Eurozone.
- Invesco Indexing was brought in to develop a customized index of high-dividend-yield, high-quality equities that could align with the bank’s regulatory obligations and provide enough yield to counterbalance the drag of their portfolio’s low-yielding debt.
- The quantitative expertise of Invesco Indexing and the depth of resources available across Invesco, Ltd. were marshalled to create one of the group’s most customized indexes to date—solving a very specific and pressing client problem.

When “High Quality” fixed income means diminishing returns

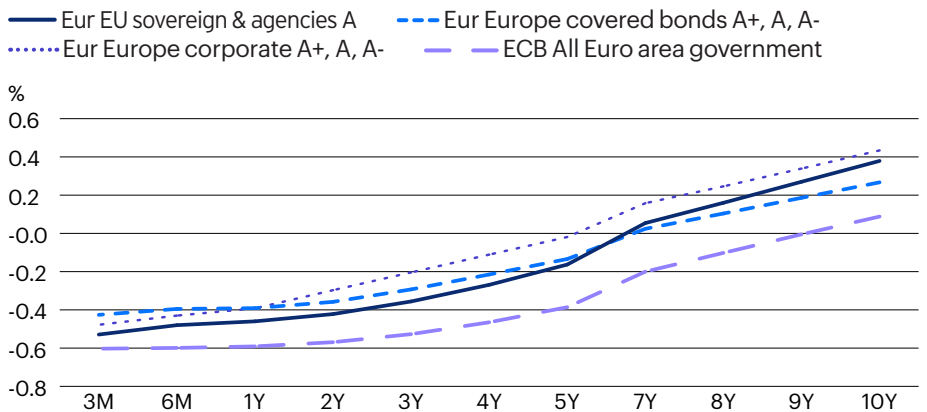
“We’re struggling with negative yields.”

That is how the treasurer of a global Netherlands-based bank described the problem to a relationship manager at Invesco. European regulations require banks to invest a significant portion of assets in very liquid, low-risk securities. But yields are at historically low levels, and are unlikely to rise given the central bank commitments to lower rates.

The bank’s treasury team thought there was a possible solution, however. Its € 100 billion high-quality liquid asset portfolio was invested primarily in short-term high-quality debt. If just 1% of the portfolio could be invested in higher-dividend, high-quality equities, it could help reduce the drag of negative yields.

Could Invesco Indexing develop an index strategy comprising high-quality equities that would deliver consistent high yields and align with Basel regulations?

A Long Road Yet to Positive Yields



Source: Bloomberg March 2021 The European Sov + Agency curve is represented by “EUR EU Sovereign & Agencies A+ BVAL Yield Curve”. Past performance is no guarantee of future performance. An investment cannot be made directly in an index.



If 1% of the portfolio could be invested in higher-dividend, high-quality equities, it could help reduce the drag of negative yields.

Understanding client needs and detailed regulations

To foster a more resilient banking sector in the aftermath of the global financial crisis, Basel III introduced the Liquidity Coverage Ratio. This requirement ensures banks have an adequate stock of unencumbered high-quality liquid assets (HQLA) that can be converted easily into cash to meet liquidity needs during a 30-day scenario of stressed liquidity.

Invesco Indexing, an independent index provider within Invesco, was brought in to structure an equity index strategy with construction rules and methodology aligned with the bank’s requirements.

Our first task was to understand the very detailed and stringent HQLA regulations. We conferred with Invesco’s Investment Solutions group for its practical experience with HQLA and its requirements, which include these major provisions:



Our process is heavy on collaboration and iteration—all centered around our clients.

Andrew Waisburd, PhD
Head of Invesco Indexing

Key requirements of Basel III's HQLA regulations	
General requirement	Investments cannot include the stock of the bank itself or of most other financial institutions.
General requirement	Investments must be liquid, with ease and certainty of valuation.
Currency requirement	Holdings must be denominated in the same currencies as cash flows (liabilities).
Major stock index requirement	Holdings must also be "sufficiently liquid." This liquidity is proxied by a security's membership in a major stock index of its home country.
Drawdown requirement	No security can have declined by 40% or more in any 30-day period.

At our initial discussion, the bank's treasury team also included two additional investment requirements:

A minimum dividend yield of 2.5%

A strong focus on quality

Constructing rules, guiding our clients

We began tackling this laundry list of objectives by applying a transparent, rules-based set of inclusion and exclusion requirements. Our first challenge was meeting the HQLA requirements, which are more numerous and far more restrictive than the brief list above might suggest, and yet are not all clearly defined from a practical index design standpoint. That meant:

- Removing the entire financial sector
- Meeting liquidity standards by applying tests on bid-ask spread and on liquidity as a percentage of market capitalization.
- Discovering that the "sufficiently liquid" clause was ambiguous. Most countries don't specify what their "major stock index" is. To solve this lack of clarity, we developed a proxy based on an example presented by the European Central Bank (ECB).
- Also learning that HQLA's drawdown requirement (that no security can have declined by 40% or more in any 30-day period) does not specify when the period under consideration must begin.

After a number of discussions within Invesco Indexing and consultation with other groups at Invesco, for their expertise on this narrow question, the bank's treasury team concluded that a starting point of January 2009 would serve as a fair standard.

Index construction at Invesco Indexing always involves ongoing discussion and collaboration with clients as their objectives evolve over the course of the engagement. For example, the bank initially requested a portfolio denominated in EUR only, but shortly thereafter asked us to explore different currency denominations of the strategy, after which we settled on a strategy that combined euros, U.S. dollars, and pound sterling.

We tested many iterations of possible index solutions, showcasing with each iteration the impact and tradeoffs of different construction factors on portfolio performance, yield, and quality exposure to ensure all characteristics of the index were aligning with the client's expectations.

For example, when it comes to "quality," appearances can deceive. A company with a high dividend yield actually may be in early stages of decline. The stock price may have begun to fall, while the company's dividend payout policy has yet to catch up to its impaired business outlook.



This may be the best example of how we can truly customize an index.

Eric Cheng, FRM, CFA^(R)
Director of Index Research

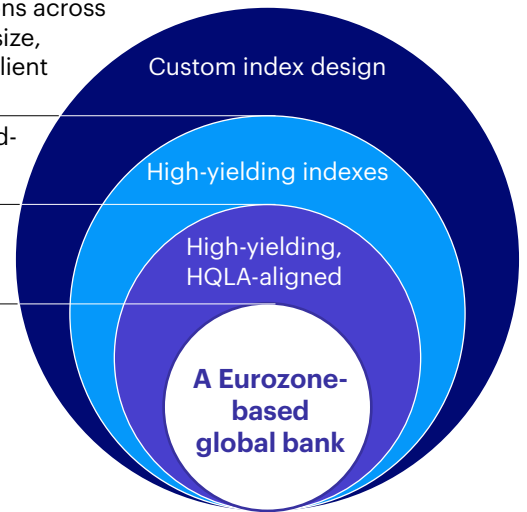
Bringing every level of Invesco’s expertise to our clients

Providing customized index solutions across asset class, region, market status, size, factor, ESG awareness, and other client preferences

Helping clients achieve higher-yielding index strategies

Helping firms achieve high-yield portfolios that are compliant with Basel III HQLA regulations

Designing a solution that achieves higher yield, adheres to regulatory restrictions, and is customized to the preferences of the client



Source: Invesco Indexing. For illustrative purposes.

Introducing and customizing factors is just one area where Invesco Indexing draws on its team’s career experience as quantitative investors—including prior senior roles at Invesco’s Quantitative Strategies team. For this engagement, we developed a quality factor that seeks to identify and avoid higher-yielding stocks of dubious quality through transparent rules. At the same time that we introduced this factor to the index, we engaged the bank’s treasury team in a discussion about quality.

The outline of the index began to take shape:

<p>Universe</p> <ul style="list-style-type: none"> • Eurozone, developed market, large- and mid-cap securities • Traded in EUR and on exchanges where EUR is the dominant currency • Included in “major indexes” 	<p>Security selection</p> <ul style="list-style-type: none"> • Factor model: quality and yield (equal-weighted)
<p>Security weighting</p> <ul style="list-style-type: none"> • Model factor-tilted market cap 	<p>Exclusionary criteria</p> <ul style="list-style-type: none"> • Financial stocks • Illiquid securities (based on bid/ask spread and volume turnover) • Securities with drawdown > 40% during any 30-day calendar period between 1/1/09 and 12/31/20

Deep, long-term client engagement

By its nature, the ongoing discussion that takes place during index construction encourages introspection by clients, often uncovering other needs or requirements. Not long into our engagement, the bank presented us with six additional goals:

- Exclude GBP, and hold USD to a maximum 30%
- Include 40 to 80 names, with a total size range of 1% to 5% of the HQLA portfolio
- Exclude real estate
- Minimize turnover for more of a buy-and-hold approach



As a client of Invesco Indexing, you get the whole organization, whether it's a straightforward index or a highly customized solution. You get the best of Invesco.

Ken Masse, CFA
Director of Client Engagement

Finally, the bank increased its desired yield from 2.5% to 3.5%

Our work in this round of index construction focused on features outside of HQLA restrictions, including the tradeoffs between:

- High-quality securities, high-yield securities, and low turnover
- Diversification* and concentration

For example, maintaining high quality requires more turnover than a strict buy-and-hold strategy will allow. A yield objective may also require higher turnover. Although it was possible to create a buy-and-hold strategy that provided a fairly certain 3.5% yield, without the ability to change holdings we could not guarantee that yield six months later, much less a year later.

As experts in fixed-income investing, the bank's treasury team had less experience with equities. The success of our partnership depended on our ability to share with the bank many aspects of equities that are apparent only to investors with long experience investing in the equity markets.

For instance, although we had developed a strategy that met the bank's yield goals, the treasury team was concerned to see some equities yielding under 3.5%. Our suggestion to keep these high-quality-scoring, lower-yielding equities included additional explanation around managing risk through diversification.

To meet the bank's ESG requirements, we drew on previous work prepared in partnership with Invesco's global ESG team. These specialists go well beyond exclusionary tactics, advising clients on how to capture and implement ESG considerations and even on how to engage with specific companies on ESG investing.

This phase of index construction produced the following additional features:

- Dividend yield \geq 3.6%, and minimum $>$ 0%
- Individual security weights: minimum 1%, maximum 5%
- Individual sector/country weights: +/- 10% (versus comparative benchmark)
- Name target: 50, 40, 30 (three strategy options)
- Exclude REITs
- Exclude non-ESG¹

We've succeeded only when it works for our clients

Further into the index construction phase, the bank requested a last set of additional criteria:

- EUR
- Remove turnover constraints only
- Allow oil & gas power generation stocks
- Additional ESG exclusions: private prisons, weapons, UN Global Compact non-compliant, and high controversy companies (those with Sustainalytics Controversy Scores of 4 or 5 on a 1-5 scale)

The final touches in our index construction included the creation of three index strategies—the top 50, 40, and 30 names by factor model score—and rebalancing either semi-annually or quarterly.

During the index construction phase, each of the resulting three index strategies:

- May achieve the bank's yield target through time
- Provide consistent high quality exposure
- Align with HQLA requirements
- Avoid client-defined, objectionable industries and securities

1. Non-ESG industries were defined as companies deriving more than 5% in revenue from tobacco production, recreational cannabis production, coal extraction, oil and gas extraction and power generation (including Arctic oil and gas), and shale energy.

* Diversification does not guarantee a profit or eliminate the risk of loss.

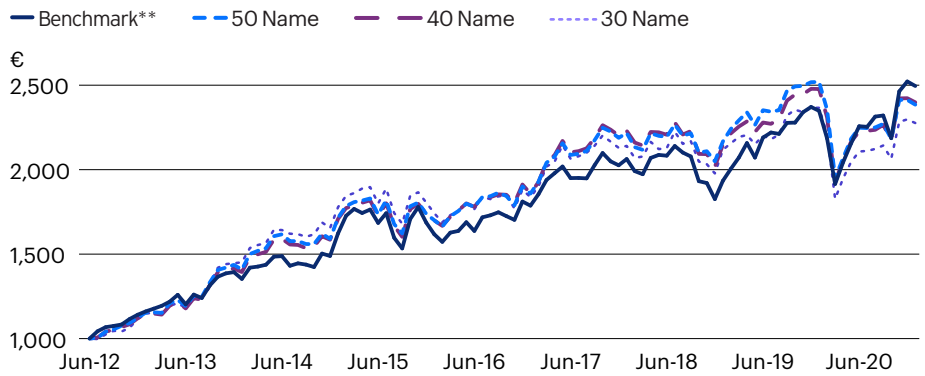


To us, 'success' is less about building what seems brilliant to us, more about delivering results for clients. And especially for clients with really tough challenges.

Andrew Waisburd, PhD
Head of Invesco Indexing

Generally in line with the benchmark

Invesco Eurozone Focused Quality + Yield Strategy: Performance

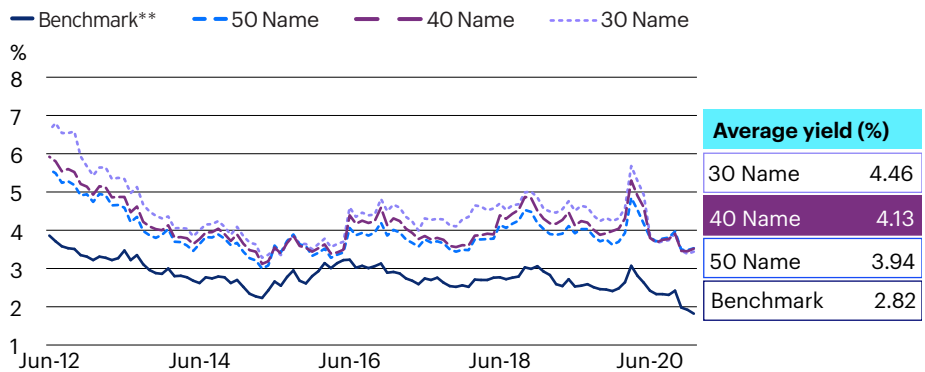


Source: Invesco Indexing. 30 June 2012 to 31 January 2021. All returns shown in EUR. The Invesco Eurozone Focused Quality + Yield Strategy inceptioned on March 1, 2021 and the Comparative Benchmark has not inceptioned yet; all data prior to launch dates are back-tested. The Comparative Benchmark is a market cap weighted strategy that includes all securities in the index universe after exclusionary criteria have been applied. Back-tested performance (i.e. calculations of how the strategy might have performed over that time period had the strategy existed) is subject to inherent limitations because it reflects retroactive application of a methodology and selection of constituents with the benefit of hindsight. **Past performance, actual or back-tested, is no guarantee of future performance.**

As holdings decrease from 50 to 40 to 30 securities, yields and quality exposure increase, but so do risk and tracking error. The bank ultimately chose the 40-security index as the best mix of risk and yield potential.

Yield target achieved over time

Invesco Eurozone Focused Quality + Yield Strategy: Yield



Source: Invesco Indexing. 30 June 2012 to 31 January 2021. The Invesco Eurozone Focused Quality + Yield Strategy inceptioned on March 1, 2021 and the Benchmark has not inceptioned yet; all data prior to launch dates are back-tested. Back-tested performance (i.e. calculations of how the strategy might have performed over that time period had the strategy existed) is subject to inherent limitations because it reflects retroactive application of a methodology and selection of constituents with the benefit of hindsight. **Past performance, actual or back-tested, is no guarantee of future performance.**

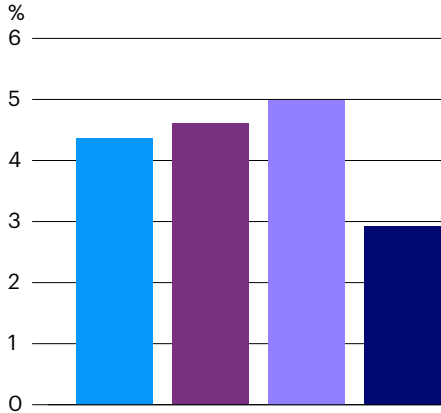
** The Comparative Benchmark is a capitalization weighted benchmark that includes all securities in the Invesco Indexing Investable (III) Universe designated as Europe ex-UK developed market, large- or mid-capitalization securities with the following securities included: those denominated in euros (EUR) and those that are larger and more liquid. Further, the following securities are excluded from the Index: those from the financial sector, those deemed illiquid based on bid/ask spread or volume turnover, those with a drawdown greater than 40%, those involved in controversial weapons or private prisons, those generating more than 5% revenue from: tobacco production and related products or services; recreational cannabis production; oil and gas production and related products/services; extraction of thermal coal, shale energy, arctic oil and gas, or oil sands; and regular weapons, those that are not compliant with the United Nations' Global Compact, and finally those with a Controversy Score of 4 or 5 from Sustainalytics. For full details on the III Universe, see Invesco Indexing Investable Universe Methodology at www.InvescoIndexing.com

Meaningfully higher yields, quality

Invesco Eurozone Focused Quality + Yield Strategy: Yield and Quality

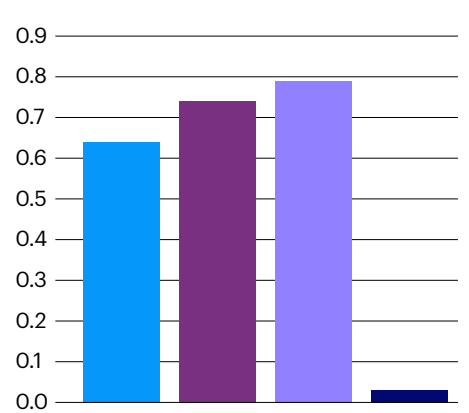
Dividend Yield

■ 50 Name ■ 40 Name
■ 30 Name ■ Benchmark**



Quality

■ 50 Name ■ 40 Name
■ 30 Name ■ Benchmark**



Source: Invesco Indexing. Average from 30 June 2012 to 31 December 2020. The Invesco Eurozone Focused Quality + Yield Strategy inceptioned on March 1, 2021 and the Benchmark has not inceptioned yet; all data prior to launch dates are back-tested. The Comparative Benchmark is a market cap weighted strategy that includes all securities in the index universe after exclusionary criteria have been applied. Back-tested performance (i.e. calculations of how the strategy might have performed over that time period had the strategy existed) is subject to inherent limitations because it reflects retroactive application of a methodology and selection of constituents with the benefit of hindsight. **Past performance, actual or back-tested, is no guarantee of future performance.**

The product of this four-month engagement—the Invesco Eurozone Focused Quality + Yield Strategy—has been directly licensed to the bank and is now available to other Invesco Indexing clients. The bank will manage its portfolio in-house, guided by the Index. For clients who prefer an outside manager, we license our indexes to Invesco Capital Management, which in turn delivers an invested index-based portfolio to their clients.

Learn more

For more on the Invesco Eurozone Focused Quality + Yield Index, or to learn about how our consultative approach to customized index design can help solve your investment challenges, please contact a member of the Index Client Engagement team at IndexSupport@invesco.com.

Investment risks

The value of investments and any income will fluctuate (this may partly be the result of exchange rate fluctuations) and investors may not get back the full amount invested.

Important information

Invesco Indexing Limited Liability Corporation (IILLC) is recognised as a third country benchmark administrator under the EU Benchmark Regulation. Invesco Asset Management Limited is the legal representative of IILLC in the UK. Invesco Asset Management Limited, Perpetual Park, Perpetual Park Drive, Henley-on-Thames, Oxfordshire RG9 1HH, is authorised and regulated in the UK by the Financial Conduct Authority.

The article is intended only for Professional Clients and Financial Advisers in Continental Europe (as defined below); for Qualified Clients/Sophisticated Investors in Israel, for Professional Clients in Dubai, Ireland, the Isle of Man, Jersey and Guernsey, and the UK; for Sophisticated or Professional Investors in Australia; Institutional Investors in the United States; in New Zealand for wholesale investors (as defined in the Financial Markets Conduct Act); for Qualified Institutional Investors in Japan; for Institutional/Accredited Investors in Singapore; Qualified Institutions/Sophisticated Investors in Taiwan. The document is intended only for accredited investors as defined under National Instrument 45-106 in Canada. It is not intended for and should not be distributed to, or relied upon, by the public or retail investors. By accepting this document, you consent to communicate with us in English, unless you inform us otherwise.

The article is marketing material and is not intended as a recommendation to invest in any particular asset class, security or strategy. Regulatory requirements that require impartiality of investment/investment strategy recommendations are therefore not applicable nor are any prohibitions to trade before publication. The information provided is for illustrative purposes only, it should not be relied upon as recommendations to buy or sell securities.

For the distribution of this document, Continental Europe is defined as Austria, Belgium, Bulgaria, Czech Republic, Croatia, Denmark, Finland, France, Germany, Greece, Italy, Liechtenstein, Luxembourg, Netherlands, Norway, Portugal, Spain, Sweden, and Switzerland.

The article is written, unless otherwise stated, by Invesco professionals. The opinions expressed are those of the author or Invesco, are based upon current market conditions and are subject to change without notice. This article does not form part of any prospectus. This article contains general information only and does not take into account individual objectives, taxation position or financial needs. Nor does this constitute a recommendation of the suitability of any investment strategy for a particular investor. Neither Invesco Ltd. nor any of its member companies guarantee the return of capital, distribution of income or the performance of any fund or strategy. **Past performance is not a guide to future returns.**

This article is not an invitation to subscribe for shares in a fund nor is it to be construed as an offer to buy or sell any financial instruments. As with all investments, there are associated inherent risks. This article is by way of information only. This document has been prepared only for those persons to whom Invesco has provided it. It should not be relied upon by anyone else and you may only reproduce, circulate and use this document (or any part of it) with the consent of Invesco. Asset management services are provided by Invesco in accordance with appropriate local legislation and regulations.

Restrictions on distribution

Israel

This document may not be reproduced or used for any other purpose, nor be furnished to any other person other than those to whom copies have been sent. Nothing in this document should be considered investment advice or investment marketing as defined in the Regulation of Investment Advice, Investment Marketing and Portfolio Management Law, 1995 (“the Investment Advice Law”). Investors are encouraged to seek competent investment advice from a locally licensed investment advisor prior to making any investment. Neither Invesco Ltd. Nor its subsidiaries are licensed under the Investment Advice Law, nor does it carry the insurance as required of a licensee thereunder.

Hong Kong

This document is distributed, circulated or issued to professional investors (as defined in the Hong Kong Securities and Futures Ordinance (the “SFO”) and any rules made under the SFO or as otherwise permitted by the SFO only in Hong Kong.

Singapore

This document is provided to Institutional and/or Accredited Investors only in Singapore. It may not be circulated or distributed, whether directly or indirectly, to persons in Singapore other than (i) to an institutional investor under Section 304 of the SFA, (ii) to a relevant person pursuant to Section 305(1), or any person pursuant to Section 305(2), and in accordance with the conditions specified in Section 305 of the SFA, or (iii) otherwise pursuant to, and in accordance with the conditions of, any other applicable provision of the SFA.

This publication is issued:

— in **Australia and New Zealand** by Invesco Australia Limited (ABN 48 001 693 232), Level 26, 333 Collins Street, Melbourne, Victoria, 3000, Australia which holds an Australian Financial Services Licence number 239916.

The information in this document has been prepared without taking into account any investor’s investment objectives, financial situation or particular needs. Before acting on the information the investor should consider its appropriateness having regard to their investment objectives, financial situation and needs.

This document has not been prepared specifically for Australian investors. It:

- may contain references to dollar amounts which are not Australian dollars;
- may contain financial information which is not prepared in accordance with Australian law or practices;
- may not address risks associated with investment in foreign currency denominated investments; and
- does not address Australian tax issues.

— in **Belgium, Denmark, Finland, France, Greece, Italy, Luxembourg, Netherlands, Norway, Portugal, Spain and Sweden** by Invesco Management S.A., President Building, 37A Avenue JF Kennedy, L-1855 Luxembourg, regulated by the Commission de Surveillance du Secteur Financier, Luxembourg.

— in **Austria and Germany** by Invesco Asset Management Deutschland GmbH, An der Welle 5, 60322 Frankfurt am Main, Germany.

— in **Dubai, Jersey, Guernsey, Ireland, Israel, the Isle of Man and the UK** by Invesco Asset Management Limited, Perpetual Park, Perpetual Park Drive, Henley-on-Thames, Oxfordshire, RG9 1HH, United Kingdom. Authorised and regulated by the Financial Conduct Authority.

— in **Hong Kong** by INVESCO HONG KONG LIMITED 景順投資管理有限公司, 41/F, Champion Tower, Three Garden Road, Central, Hong Kong.

— in **Singapore** by Invesco Asset Management Singapore Ltd, 9 Raffles Place, #18-01 Republic Plaza, Singapore 048619.

— in **Switzerland** by Invesco Asset Management (Schweiz) AG, Talacker 34, 8001 Zurich, Switzerland.

— in **Canada** by Invesco Canada Ltd., 120 Bloor Street East, Suite 700, Toronto, Ontario M4W 1B7.

— in the **US** by Invesco Indexing LLC, 100 Federal Street, 28th Floor, Boston, MA 02110. Invesco Indexing LLC is an indirect, wholly owned subsidiary of Invesco Ltd. The group is legally, technologically and physically separate from other business units of Invesco, including the various global investment centers.